

Woodrow Wilson Internal Center for Scholar

Latino Immigrant Civic
Engagement Trends

Marcelo Gaete, Vice President Governmental Affairs Entravision Communications

2006 Context

- 2006 Context
 - Legislation
 - Marches
 - Funding of CBO
 - Natz
 - Cost \$400 to \$657
 - Test Re-design
- Natz Research
 - No urgency
 - Cost
 - Language
 - Process



ya es hora ¡CIUDADANIA!

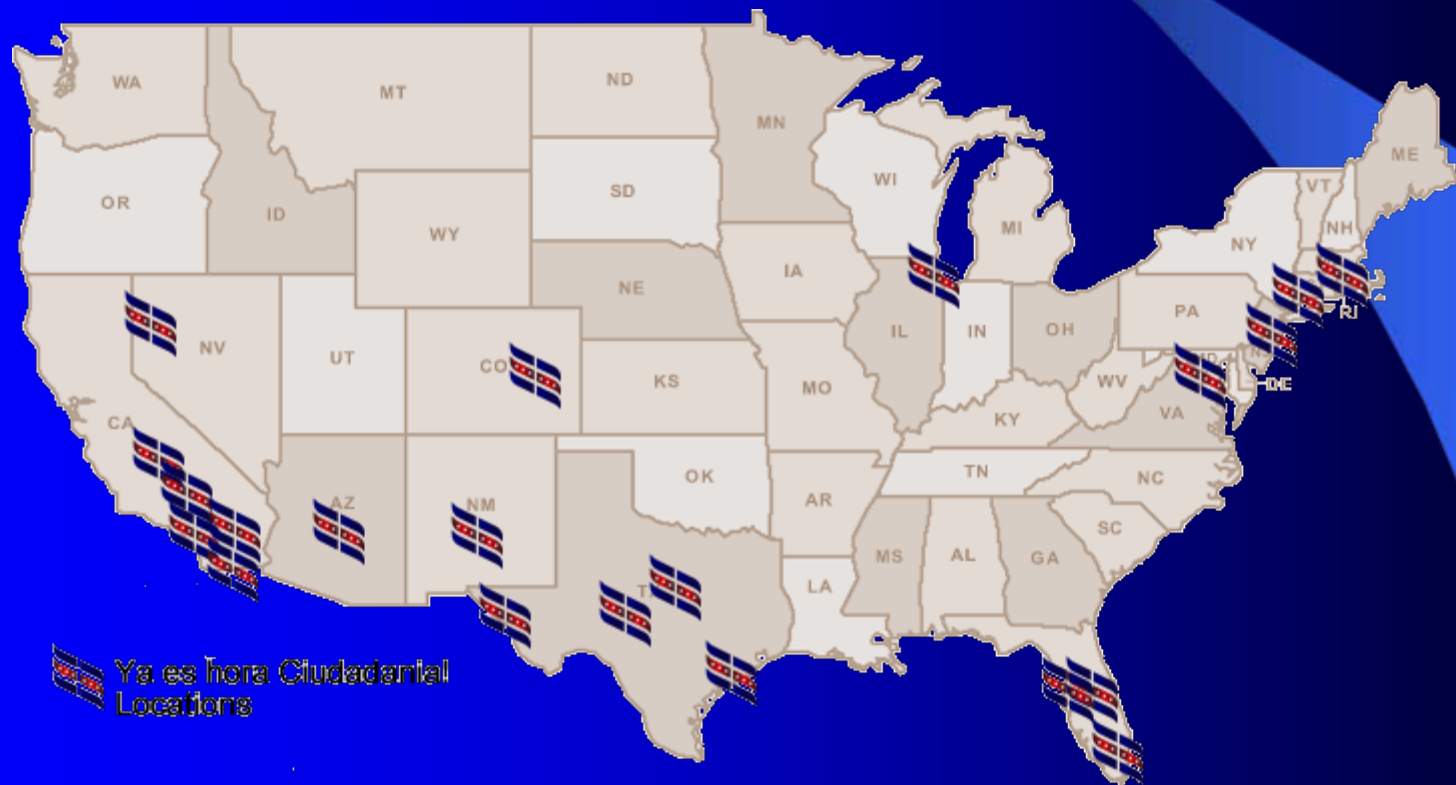
National Coordinators:



Media Sponsors:



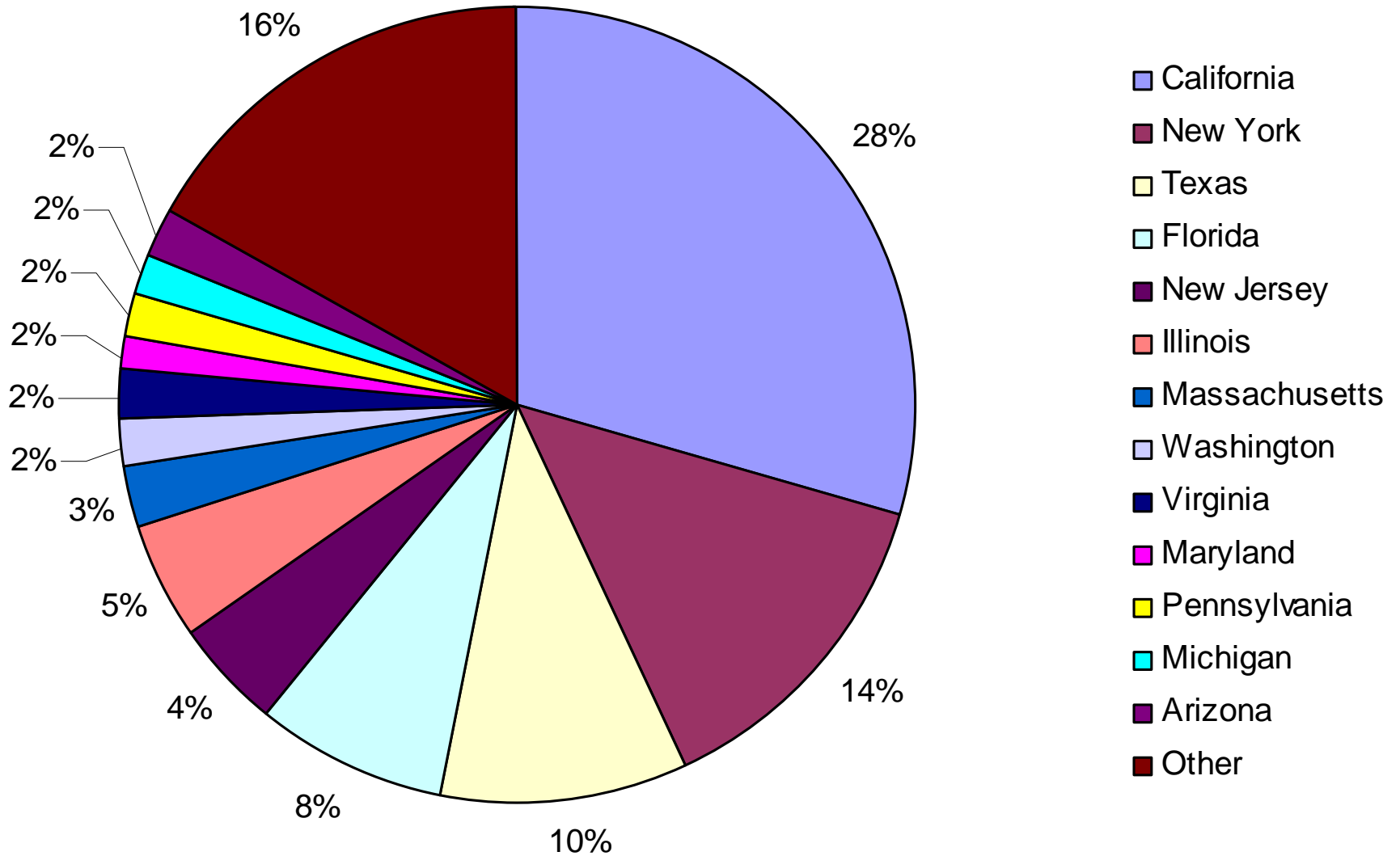
The campaign was launched in Los Angeles in January 2007 and garnered national attention. Community orgs and media have taken leadership to implement similar campaigns in their regions.



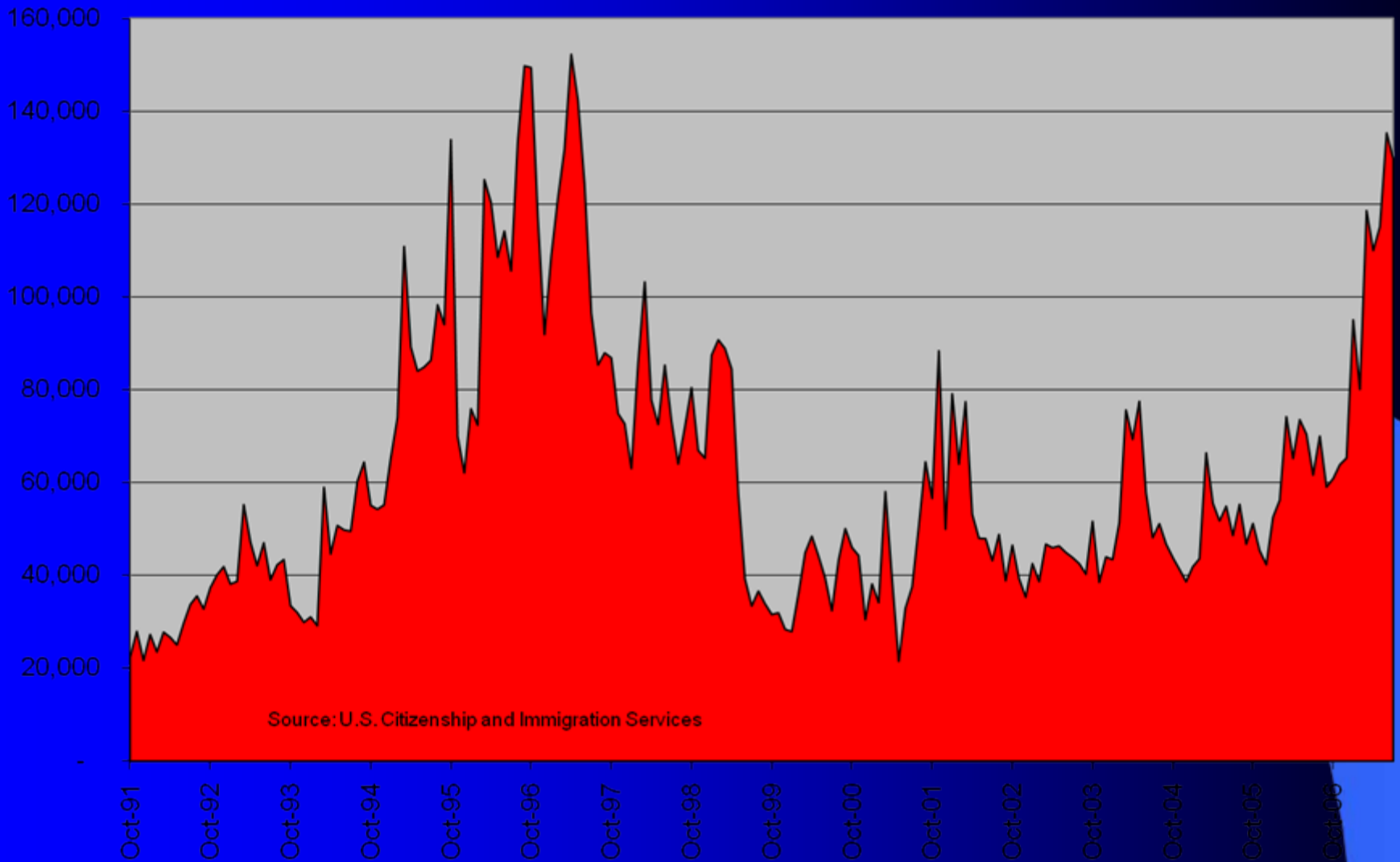
State of Residence of Estimated Legal Permanent Resident Population: 2004

State of residence ¹	All LPRs		LPRs		Colorado	North Carolina	Oregon	Minnesota	Hawaii	Nevada	Puerto Rico	Missouri	Wisconsin	New Mexico	Indiana	Other	Unknown	
	Number (M)	%	eligible to naturalize															
			Number (M)	%														
Total	11.6	100.0	8.0	100.0	0.1	0.9	0.1	0.9	0.1	0.8	0.1	0.9	0.1	0.8	0.1	0.9	0.1	0.8
California	3.3	28.5	2.3	29.3	0.1	0.9	0.1	0.9	0.1	0.8	0.1	0.9	0.1	0.8	0.1	0.9	0.1	0.8
New York	1.5	12.9	1.1	13.6	0.1	0.9	0.1	0.9	0.1	0.8	0.1	0.9	0.1	0.8	0.1	0.9	0.1	0.8
Texas	1.1	9.4	0.8	9.9	0.1	0.9	0.1	0.9	0.1	0.8	0.1	0.9	0.1	0.8	0.1	0.9	0.1	0.8
Florida	0.9	8.1	0.6	7.8	0.1	0.9	0.1	0.9	0.1	0.8	0.1	0.9	0.1	0.8	0.1	0.9	0.1	0.8
New Jersey	0.6	4.8	0.4	4.4	0.1	0.9	0.1	0.9	0.1	0.8	0.1	0.9	0.1	0.8	0.1	0.9	0.1	0.8
Illinois	0.5	4.6	0.4	4.6	0.1	0.9	0.1	0.9	0.1	0.8	0.1	0.9	0.1	0.8	0.1	0.9	0.1	0.8
Massachusetts	0.3	2.6	0.2	2.5	0.1	0.9	0.1	0.9	0.1	0.8	0.1	0.9	0.1	0.8	0.1	0.9	0.1	0.8
Washington	0.2	2.0	0.2	2.0	0.1	0.9	0.1	0.9	0.1	0.8	0.1	0.9	0.1	0.8	0.1	0.9	0.1	0.8
Virginia	0.2	2.0	0.1	1.7	0.1	0.9	0.1	0.9	0.1	0.8	0.1	0.9	0.1	0.8	0.1	0.9	0.1	0.8
Maryland	0.2	1.8	0.1	1.6	0.1	0.9	0.1	0.9	0.1	0.8	0.1	0.9	0.1	0.8	0.1	0.9	0.1	0.8
Pennsylvania	0.2	1.8	0.1	1.7	0.1	0.9	0.1	0.9	0.1	0.8	0.1	0.9	0.1	0.8	0.1	0.9	0.1	0.8
Michigan	0.2	1.7	0.1	1.6	0.1	0.9	0.1	0.9	0.1	0.8	0.1	0.9	0.1	0.8	0.1	0.9	0.1	0.8
Arizona	0.2	1.7	0.1	1.8	0.1	0.9	0.1	0.9	0.1	0.8	0.1	0.9	0.1	0.8	0.1	0.9	0.1	0.8
Georgia	0.2	1.4	0.1	1.2	0.1	0.9	0.1	0.9	0.1	0.8	0.1	0.9	0.1	0.8	0.1	0.9	0.1	0.8
Connecticut	0.1	1.1	0.1	1.1	0.1	0.9	0.1	0.9	0.1	0.8	0.1	0.9	0.1	0.8	0.1	0.9	0.1	0.8
Ohio	0.1	1.1	0.1	1.1	0.1	0.9	0.1	0.9	0.1	0.8	0.1	0.9	0.1	0.8	0.1	0.9	0.1	0.8

State of Residence of Eligible LPR's: 2004



Citizenship applicants 1991-2007



Source: U.S. Citizenship and Immigration Services

THE INCREASE IN LOS ANGELES IS 81% HIGHER THAN THE INCREASE NATIONWIDE. IN HOUSTON, THE INCREASE IS 97% HIGHER.

	2007	2006	% Change
Los Angeles			
Jan-Jun	119,104	54,563	118.29%
Houston			
Jan-Jun	17,772	9,785	81.01%
National			
Jan-Jun	654,904	396,306	65.13%

ALLIANCE OF OVER 300 ORGANIZATIONS NATIONWIDE

Arizona La Union Del Pueblo Entero (LUPE) Service Employees International Union-Tucson Tonatierra Macehualli Work Center United Food and Commercial Workers United Food and Commercial Workers- Tucson ACORN-Phoenix ACORN-Mesa Roofers Union Mariscos Playa Hermosa Restaurante Univision-Flagstaff Univision-Douglas Univision- Tucson Univision Radio Campesina 88.3 Campesina 104.5- Yuma Campesina 93.9- Lake Havasu LUCAC- San Luis Arizona Advocacy Network **Los Angeles Metro** AFL - CIO - Los Angeles County Federation of Labor AltaMed Health Services Asian Pacific American Legal Center BIENESTAR Café Canela - Plaza Mexico Casa Michoacan Centro Familiar Cristiano Centro Tepeyac Chrysalis Coalition for Humane Immigrant Rights (CHIRLA) Colombianos en Accion Consejo de Federaciones Mexicanas (COFEM) Dessert Alliance for Community Empowerment (DACE) District Employees "District Employees " Estrada Courts Residents Management Corporation Federacion Mexico Unido Hermandad Mexicana Nacional Hermandad Mexicana Nacional KidWorks La Huasteca Restaurant- Plaza Mexico -LA Voice PICOLatino Health Access Law Offices of Garcia & Marroquin, LLP Legal Aid Foundation of Los Angeles Los Angeles City College Los Angeles Mission College Los Angeles Southwest College Bridges to Success Los Angeles Trade Technical College Mexican American Opportunity Foundation Our Lady Victory Church P.U.E.B.L.O. Plaza Community Center Plaza Mexico Root Law Group Root Law Group/Nassar Law Office S.O.S. Inmigración Internacional San Juan Macias Orientation Immigrant Center Santa Ana College - Centennial Education Center Santa Paula Family Resource Center Service Employees International Union Southern California Immigration Center **South Florida** Hispanic Unity of Florida Minority Development & Empowerment, Inc. Abriendo Puertas, Inc. American Fraternity Colombian American Service Association (CASA) Centro de Orientación del Inmigrante (CODI) Cuban American National Council Democracia USA Miami-Dade County Public Schools Adult ESOL Program Mexican American Council Organizacion Hondurena Intg Francisco Morazan (OHIFM) SEIU Local 11 SEIU Florida Healthcare Union Unidad Hondureña Unite for Dignity, Inc. Unity Coalition/Coalición Unidad World Relief **Houston** Independence Heights Neighborhood Center La Fuerza Hispana de Conroe Houston Interfaith Worker Justice Center Houston International University Texas Citizenship and Education Project CARECEN College of Biblical Studies Community Family Centers CRECEN Immigration Counseling Center Neighborhood Centers Inc. The BRIDGE/El PUENTE Service Employees International Union Community Family Centers Harbach-Ripley Youth Center Houston Community College – Southeast Ripley House Community Center Tejano Center for Community Concerns Cleveland-Ripley Neighborhood Center Amegy Bank of Texas **Dallas-Ft. Worth Metroplex** Proyecto Inmigrante ICS Baptist Immigration Center New Hope Services Inc Centro Hispano Casa del Inmigrante Fort Worth Fort Worth Public Library System Acultur Accion Casa Chihuahua Centro De Mi Salud Dallas Concilio of Hispanic Service Organizations Dallas County Community College District El Conquistador News Greater Dallas Hispanic Chamber of Commerce LULAC 102 Oakcliff-Dallas/Law Office of Domingo Garcia LULAC National Education Service Center-Dallas Mountain View College Service Employees International Union Local 5 Texas State Representative Roberto R. Alonzo District 104 **New York Tri-State** New York Immigration Coalition Consortium for Worker Education Central Labor Council City University of New York Latino Initiative for Better Resources and Empowerment Catholic Charities Archdiocese of New York Dominican American National Roundtable Northern Manhattan Coalition for Economic Development Dominico-American Society NICE People for the American Way Dominican American National Roundtable Alianza Dominicana CARECEN Coordinating Agency for Spanish Americans (CASA) HANAC Corona Beacon Centro Salvadoreño, Inc. Latin American Integration Center Pannun The Firm Episcopal Community Services of Long Island Council of Peoples Organization (COPO) Northern Manhattan Coalition for Immigrant Rights 32BJ / SEIU 1199 / SEIU Institute for Puerto Rican/Hispanic Elderly Education & Assistance Corp (EAC) North Brooklyn Community Council, INC. Nestor Diaz, Esq., And Counting.....

ya es hora

centro de ¡CIUDADANÍA!

Ya es hora para un mejor futuro...

¡Mejores oportunidades de trabajo!

Y obtener tus derechos
como ciudadano



Este centro cuenta con paquetes de "Ya es hora Ciudadanía!" los cuales contienen información de los requisitos de la solicitud N-400.

En este centro te asistiremos llenando la solicitud de Ciudadanía N-400 y el costo del servicio es de \$ 25.00 por solicitud, misma que debe incluir copia y envío al USCIS. Adicionalmente, el costo de las fotografías necesarias es de \$ 10.00.

Para más Información, llame al

(888) VE-Y-VOTA

(888) 839-8682

Aplique antes que los nuevos costos entren en efecto y puedan poner su oportunidad de obtener la ciudadanía fuera de su alcance.



Unidos haremos la diferencial



Over **400** *ya es hora*
CITIZENSHIP
CENTERS
that assist persons
with the N-400

Print Ad's and Editorial

Campana civica de **coñitico**

Ya es hora ¡CIUDADANÍA!

Con la participacion de:

Centros De Ciudadanía

Per favor visita www.naleo.org para el directorio más actualizado o llama al (888) Ve-y-Vota.

City of Los Angeles

JARL - COJ - Los Angeles County Federation of Labor
2130 W. Juniper M. Wood Blvd. Los Angeles

AltaMed's Senior Buena Care (PACE)
5425 E. Pomona Blvd., Los Angeles

AltaMed's Senior Care Management Services
612 S. Indiana St., Los Angeles

*Asian Pacific American Legal Center
1145 Wilshire Blvd., 2nd Floor
Los Angeles • (213) 875-7500

BIENESTAR, 5826 E. Beverly Blvd
Los Angeles • (323) 727-7898

BIENESTAR, 4865 Sunset Blvd.
Los Angeles • (323) 865-9890

BIENESTAR, 5301 E. Beverly Blvd.
Los Angeles • (323) 727-7897

BIENESTAR, 150 W. Manchester Ave.
Los Angeles • (323) 752-3100

CHARLA, 2533 W. 3rd St. #701
Los Angeles • (213) 363-1335

*COREM, 1000 N. Alameda St., Ste. 240
Los Angeles • (213) 346-3216

*Coleccionistas en Accion
1231 S. Adams Blvd.
Los Angeles • (310) 850-3278

Estado Courts Residents Management Corporation
960 South St. Louis St.
Los Angeles • (323) 858-2405

Federacion Mexico Unido
834 S. Spring St.
Los Angeles • (213) 627-1417
(213) 627-1418/17

*Hermandad Mexicana Nacional
1576 E. Florence Ave #8
Los Angeles • (323) 867-7780

*Hermandad Mexicana Nacional
2714 W. Pico Blvd.
Los Angeles • (323) 734-4100

*Hermandad Mexicana Nacional
4339 Long Beach Ave.
Los Angeles • (323) 232-2366

*Hermandad Mexicana Nacional
2901 S. 148 St.
Los Angeles • (213) 745-6222

*Hermandad Mexicana Nacional
824 Spence Dr.
Los Angeles • (323) 263-0300.

LA VOCA PICO, 4274 Malvern
Los Angeles • (323) 488-0000

*Legal Aid Foundation of Lo
1102 Overhrow Blvd.
Los Angeles • (323) 801-794

* Los Angeles City College
855 North Vermont Ave.
Los Angeles • (213) 935-4000

*Los Angeles Southwest Co
to Success
1600 W. Imperial Hwy
Los Angeles • (323) 442-888

Los Angeles Trade Technical
400 W. Washington
Los Angeles • (213) 763-700

Mexican American Opportun
401 N. Garfield Ave.
Memphis • (323) 855-195

*NALEO Educational Fund
1122 W. Washington Blvd.,
Los Angeles • (888) 638-884

Root Law Group
8790 Wilshire Blvd., Suite 4
Los Angeles • (323) 456-7900

SEU Regional Office
3065 Wilshire Blvd., Ste. 10
Los Angeles

SEU 1877 Building Services
1247 W. 7th St., Los Angeles

SEU 1980 CA Facility Assoc
1824 West Century Blvd., St.
Los Angeles

SEU 247 City Employees Un
1015 Wilshire Blvd., Los Ang

SEU 274 Wilshire Blvd., Suite 4
Los Angeles

SEU 721 Los Angeles Court
District Employees
3045 Wilshire Blvd., Ste. #8
Los Angeles

SEU Local 1100 Public Stan
4225 Wilshire Blvd., Ste. #4
Los Angeles

SEU Local 89 Los Angeles C
School Employees
2124 W. 9th St., Los Angeles

Los Angeles
Riverside County

San Bernardino
San Fernando Valley/ High Desert

San Bernardino County
Inland Empire

Ventura County
Orange County

Por favor visita www.naleo.org para el directorio más actualizado o llama al (888) Ve-y-Vota.

El Monte • (626) 401-1000

San Bernardino • (909) 889-8026

*Centro Teapay, 794 N. La Cadenita Dr.
Colton • (909) 825-8123

*Legal Aid Foundation
8221 Wilshire Boulevard
Los Angeles • (213) 640-3918

*Law Office of Garcia & Marroquin, LLP
940 N. Mountain Ave., Ste. 210
Upland • (909) 948-8287

AltaMed Medical & Dental Group - Boyle
Highlands

Campana civica de **coñitico**

Ya es hora ¡CIUDADANÍA!

La *Opinión* se ha unido a una campaña extraordinaria para asistir a miles de residentes que son elegibles para hacerse ciudadanos.

¿De qué se trata la campaña YA ES HORA ¡CIUDADANÍA!?

La campaña **YA ES HORA ¡CIUDADANÍA!** une a más de 100 organizaciones e instituciones en un esfuerzo extraordinario para informar, educar y motivar a residentes de los condados de Los Angeles, Ventura, San Bernardino, Riverside, y Orange elegibles a que soliciten la ciudadanía.

¿Qué debes hacer?

- Recoje la solicitud N-400 para solicitar la ciudadanía de uno de los centros.
- Busca *La Opinión* el 24 de febrero del 2007, donde se proveerá información sobre como llenar la solicitud N-400.
- Sintoniza Univision KMEX-34 el 24 de febrero del 2007 a las 10:30 a.m. para un programa especial donde te demostrarán como llenar la solicitud.

Si el solicitante tiene preguntas puede llamar al (888) VE Y VOTA (888-639-8682), una línea gratuita de NALEO donde habrá operadores de lunes a viernes de 8:00 a.m. a 7:00 p.m. para contestar preguntas sobre ciudadanía.

Encuentra los Centros De Ciudadanía en:

Con la participacion de:

UNIVERSITY OF CALIFORNIA
SEIU
LA Opinión

*La estrella representa Centros con experiencia en llenar la solicitud de Ciudadanía N-400. El máximo costo per el servicio es de \$25 para llenar la solicitud, que debe de incluir una copia de la solicitud y el envío al USCIS. Adicionalmente, hay un máximo cobro de fotos de \$10.

Los Centros sin estrella tienen paquetes de ciudadanía disponibles en sus oficinas donde puedes ir a recoger tu paquete. Si deseas más información, llama al la organización directamente o al (888) Ve-Y-Vota.

impreMedia publishing including their largest newspaper, La Opinion in Los Angeles, and other regional newspapers such as El Nuevo Miami Herald and El Dia in Houston have included special informational sections, editorial content, and advertisements.

¿Quisleras saber cómo hacerte ciudadano estadounidense?

Sintoniza a TeleFutura 46/KFTR este sábado 27 de enero a las 7:30 a.m.

Para mas información sobre la ciudadanía y como aplicar, por favor llame al Fondo Educativo NALEO al 1-888-Ve-Y-Vota

Con la participacion de:

UNIVERSITY OF CALIFORNIA
SEIU
LA Opinión

NATIONAL CITIZENSHIP ASSISTANCE HOTLINE 1-888-VE-Y-VOTA



Over 36,000 callers have been assisted by the NALEO Civic Participation Hotline.

www.yaeshora.info

ya es hora ¡CIUDADANIA!
1-888-VE-Y-VOTA (1-888-839-8682)

HAZTE CIUDADANO ORGANIZACIONES ELECTED OFFICIALS SOBRE YA ES HORA

PASOS PARA LA CIUDADANIA

1. Completar la Solicitud
2. Reciba Confirmación
3. Las Huellas Digitales
4. La Entrevista
5. El Juramento
6. Regístrese para Votar

PREGUNTAS FRECUENTES

LATEST NEWS

VOLUNTEER

MEDIA SPONSOR
UNIVISION
NATIONAL COORDINATORS

NALEO
Educational Fund

NCLR

Ya es hora para un mejor futuro...
¡Mejores oportunidades de trabajo!
Y obtener tus derechos como ciudadano

Eventos	Centros de Ciudadanía	Documentos
<ul style="list-style-type: none">★ Doral, FL Citizenship Drive 06/23/2007 Doral, Florida★ George R. Brown Convention Center 06/23/2007 Houston, Texas★ Mendota Feria de Ciudadania 06/16/2007 Mendota, CA	<ul style="list-style-type: none">★ Arizona★ California★ Florida★ Illinois★ New York★ Texas	<ul style="list-style-type: none">★ Guía para la Naturalización★ La Solicitud N-400★ Preguntas Para El Examen★ 25 Preguntas Para Excepción 65/20★ Flash Cards

Mas Talleres
Add my workshop

www.yaeshora.info has received over 94,287 visitors since late March 2007. The website provides visitors with detailed information on how to apply for U.S. citizenship, directory of citizenship centers, and the option to complete and download the N-400 application.

ya es hora Packet Distribution



Over **110,000** *ya es hora* packets have been distributed across the nation

The U.S. Latino Population

“US Hispanic population to triple by 2050”

— *Haya El Nasser, USA Today, February 12, 2008*



- The Latino population grew from 41,202,375 to 45,504,311 an increased of 4,301,936 from July 2004 to July 2007.

- Latinos accounted from 51% of the total population growth.

Latinos Key to Successful 2010 Census



- U.S. Latinos are now the second largest population group, comprising 14% of the total U.S. population.
- 45.5 million U.S. Latinos as of 2007, according to population estimates.
- 10 million Latino increase since 2000— Latinos have accounted for half of the nation's population growth since 2000.
- In 2000, Latinos comprised 13% of the total population, but 39% of the population living in the hardest-to-count Census tracts.

Growth

Latinos are the fastest growing population in the United States:

- **One person is added to the U.S. population every 15 seconds.**
- **Every 30 seconds, a Latino is added to the U.S. population.**

Between 1990 and 2005, the Latino population grew by almost 20 million—an 87% increase.

The non-Latino population during this period grew by 9%.

The Latino population in the U.S. will increase to almost 60 million by 2020, and surpass 100 million in 2050—an increase of 188% from 2000.

Four of the states with the highest Latino population growth will be North Carolina, Georgia, Tennessee, and South Carolina.

Latino Youth



Sources: U.S. Census Bureau, 2005 American Community Survey
Pew Hispanic Center, *Hispanics and the Social Security Debate*, 2005

"Young Latino Voters On The Rise"

— The Associated Press, March 6, 2008

Latinos are the youngest population group in the U.S.

The median age of the Latino population nationally is 27.2 years old—9 years younger than the population overall (36.4 years old), and more than 13 years younger than the non-Latino White population (40.4 years old).

The Latino workforce is projected to double by 2050, while the White non-Latino workforce is expected to reduce in size by 2050.

As a result of the growth of Latino workforce, Latinos will play a major role in sustaining the economy and key government programs such as Social Security.

Citizenship

Most Latinos in the United States were born in the United States (also referred to as “native-born”)—approximately 25 million, or 60%.

Native-born Latino Americans are projected to comprise up to 75% of all Latino population growth in the next 15 years.

According to estimates, over 6 million Latino Legal Permanent Residents (LPRs, also known as green-card holders) currently live in the United States.

Approximately 5.7 million Latinos are eligible to apply for U.S. citizenship (naturalization).

Sources:

Dr. J. Passel, LPR and Naturalization Eligibility Estimates, prepared for NALEO Educational Fund, 2004.

U.S. Census Bureau, 2005 American Community Survey

Robert Suro and Jeffrey Passel, *The Second Generation*, October 2003

“Issues Start Rush To Citizenship By Hispanics”

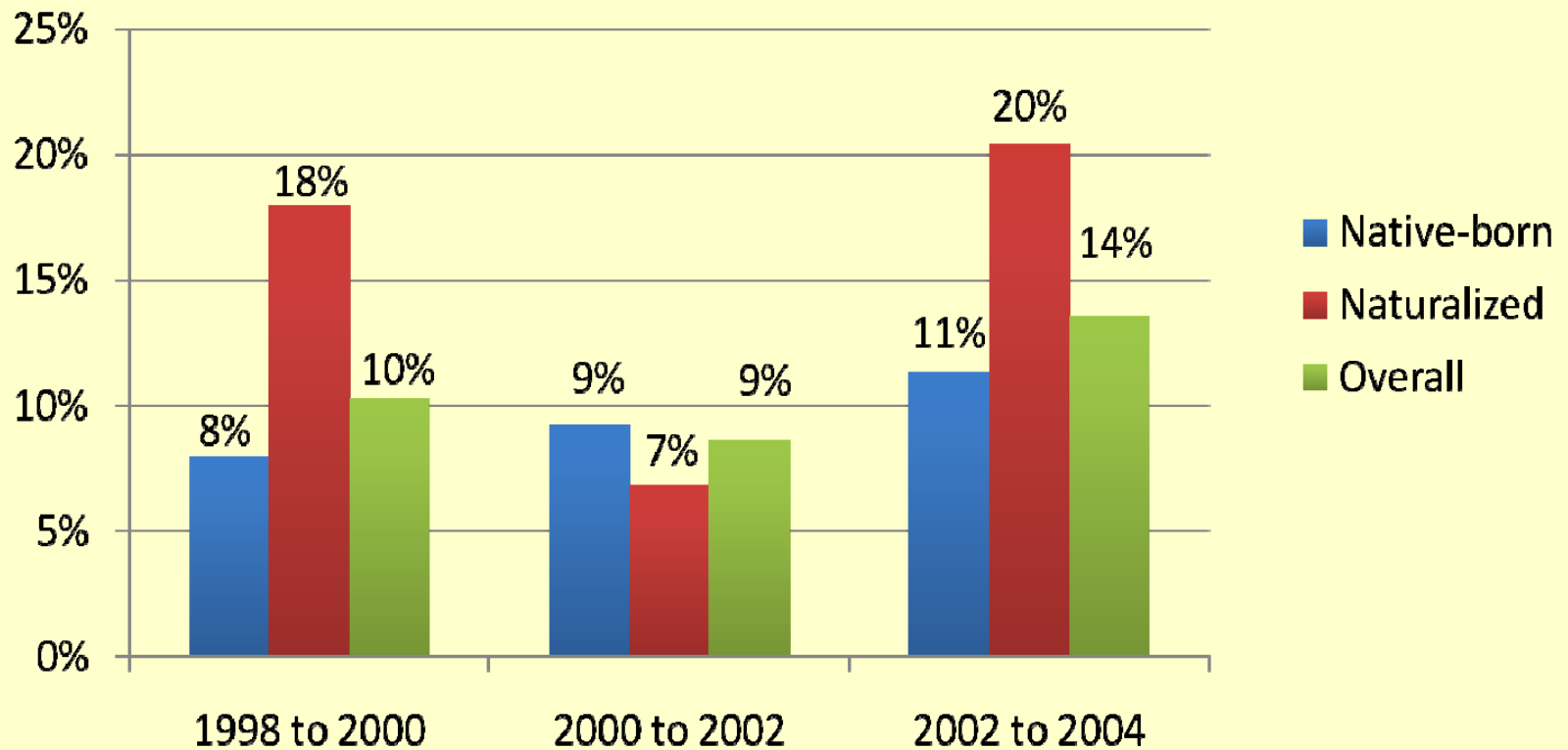
— *New York Times*,
February 5, 2008

“Latinos Seek Citizenship In Time For Voting”

— *Julia Preston, New York Times*,
March 7, 2008

Latino Impact this November: *Growth of Naturalized Latino Registration*

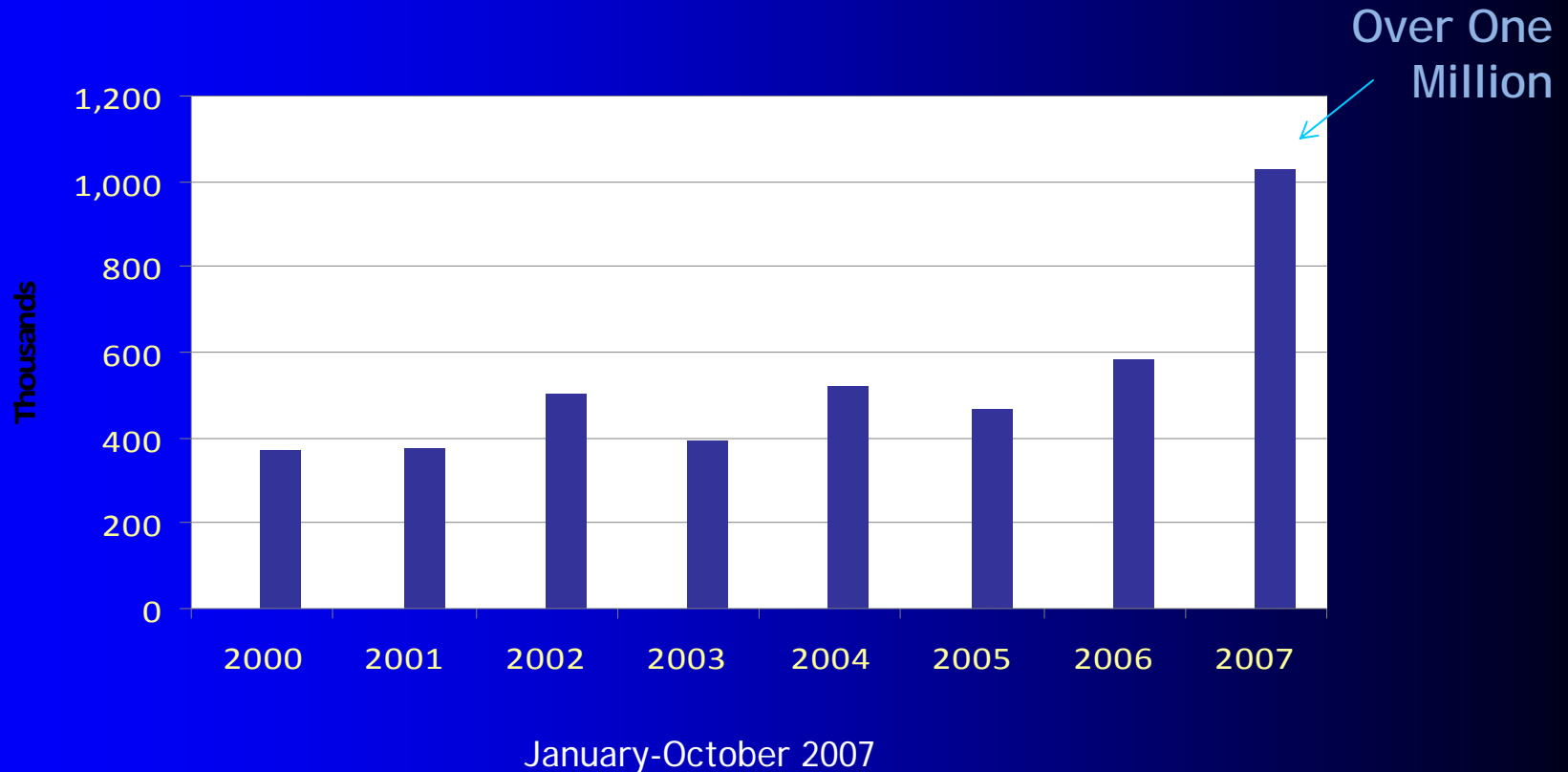
Percent Increase of Latino Registration, by Nativity



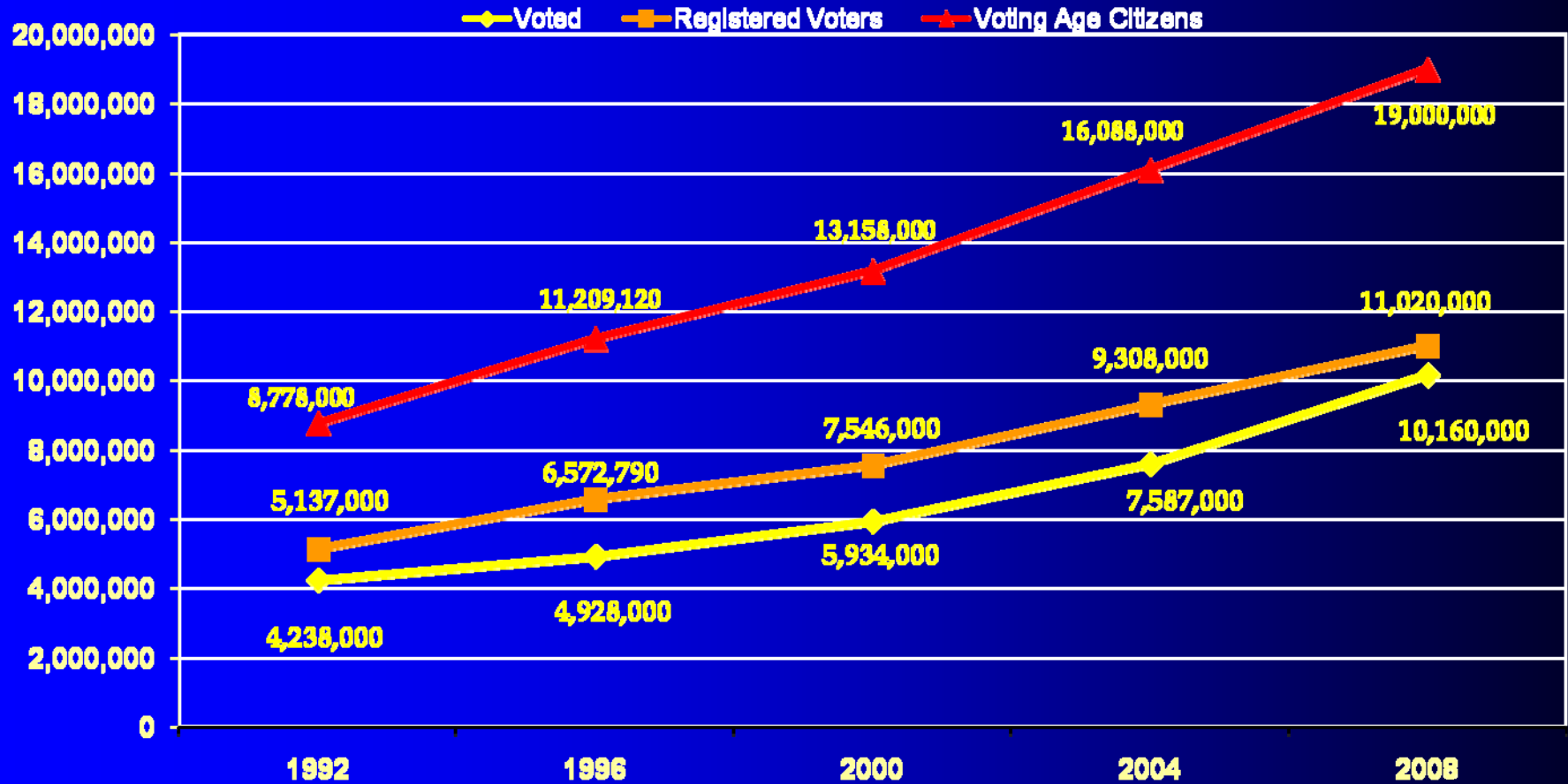
The Newest Latino Voters

Over 1,000,000 legal permanent residents applied for U.S. Citizenship (N-400 application) between January and October of 2007 - the highest in a decade and a 60% increase from the same period in 2006.

Approximately as many are still waiting to be naturalized - stuck in the USCIS backlog and potentially unable to vote in November 2008.



The Growth of the Latino Electorate



Source: NALEO Educational Fund 2008

LATINO IMPACT PRIMARIES

- LATINO VOTERS CRITICAL IN SHAPING DEMOCRATIC AND REPUBLICAN RACES
- LATINO VOTERS INCREASED TURNOUT

LATINO IMPACT ON 2008 PRIMARIES

“Latino Voters Show Strength At The Polls”

— Andres Oppenheimer, San Jose Mercury News, February 8, 2008

There has been record turnout in the primaries, particularly among Latinos.

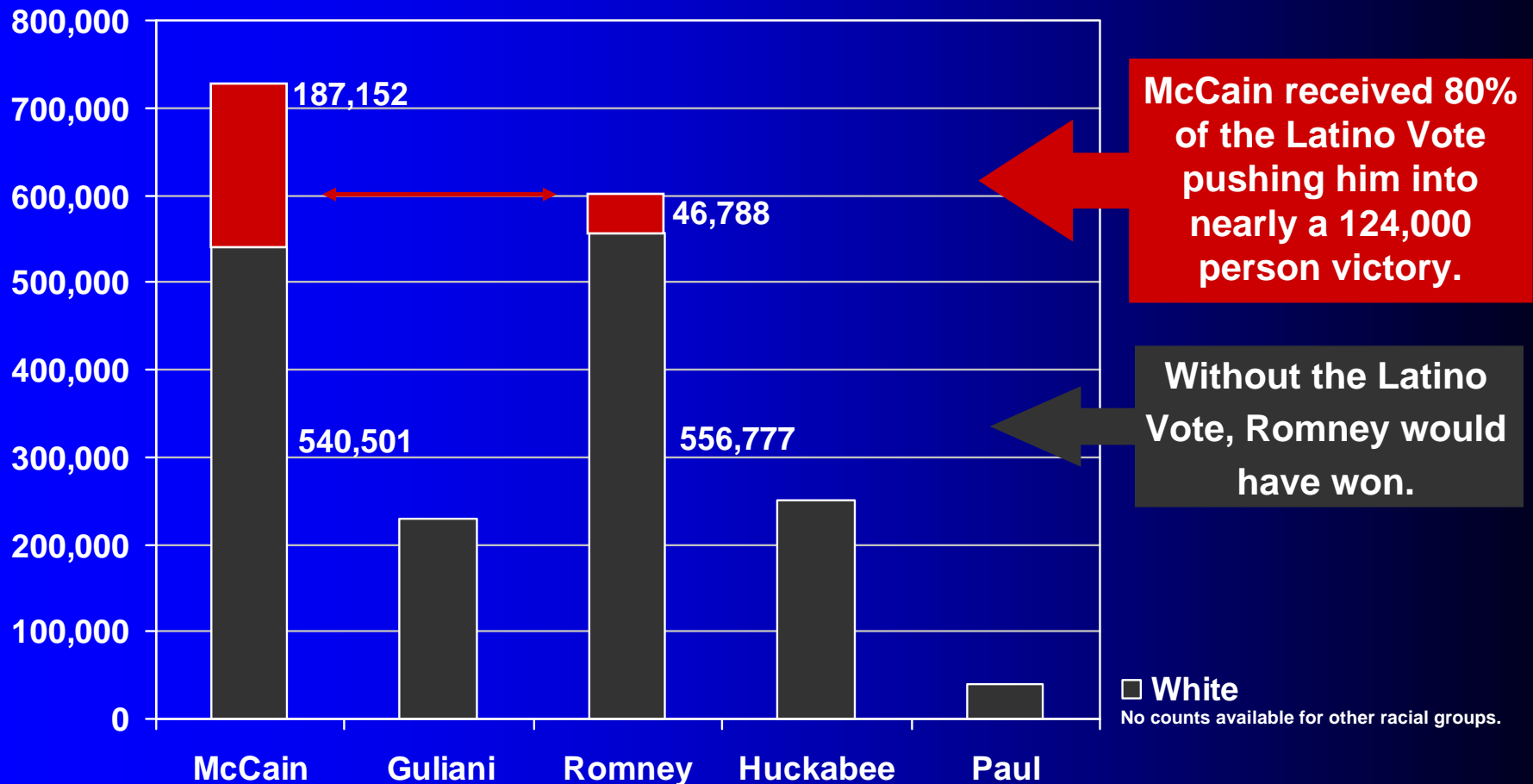
Based on exit poll data, the Latino vote helped win Florida for McCain, and California and Texas for Clinton.

Sources:
Voter Contact Services, Registration Data
CNN 2008 Exit Polls

	Latino Share of Registration	Latino Share of Votes Cast (CNN Exit Poll)	
		Dem	GOP
Arizona	13%	18%	7%
California	20%	30%	13%
Florida	14%	-	11%
Illinois	7%	16%	5%
Nevada	11%	15%	8%
New Jersey	9%	11%	4%
New Mexico	32%	35%	-
New York	11%	9%	4%
Texas	25%	32%	10%

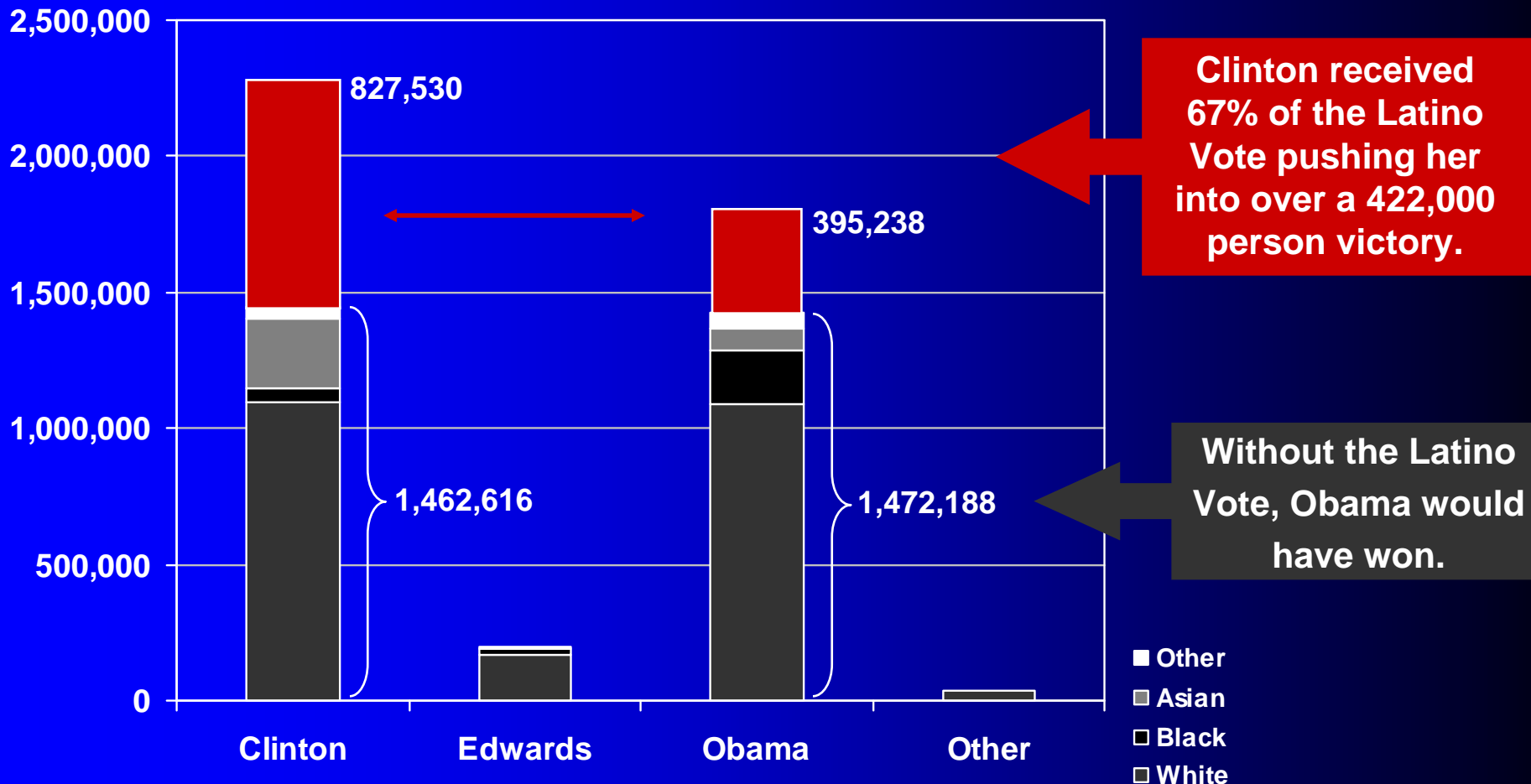
HISPANIC IMPACT ON FL GOP PRIMARY

Nearly a Quarter, or 233,940, of Florida's Republican Presidential Primary Voter was Latino



In California, the Hispanic Vote was the Difference

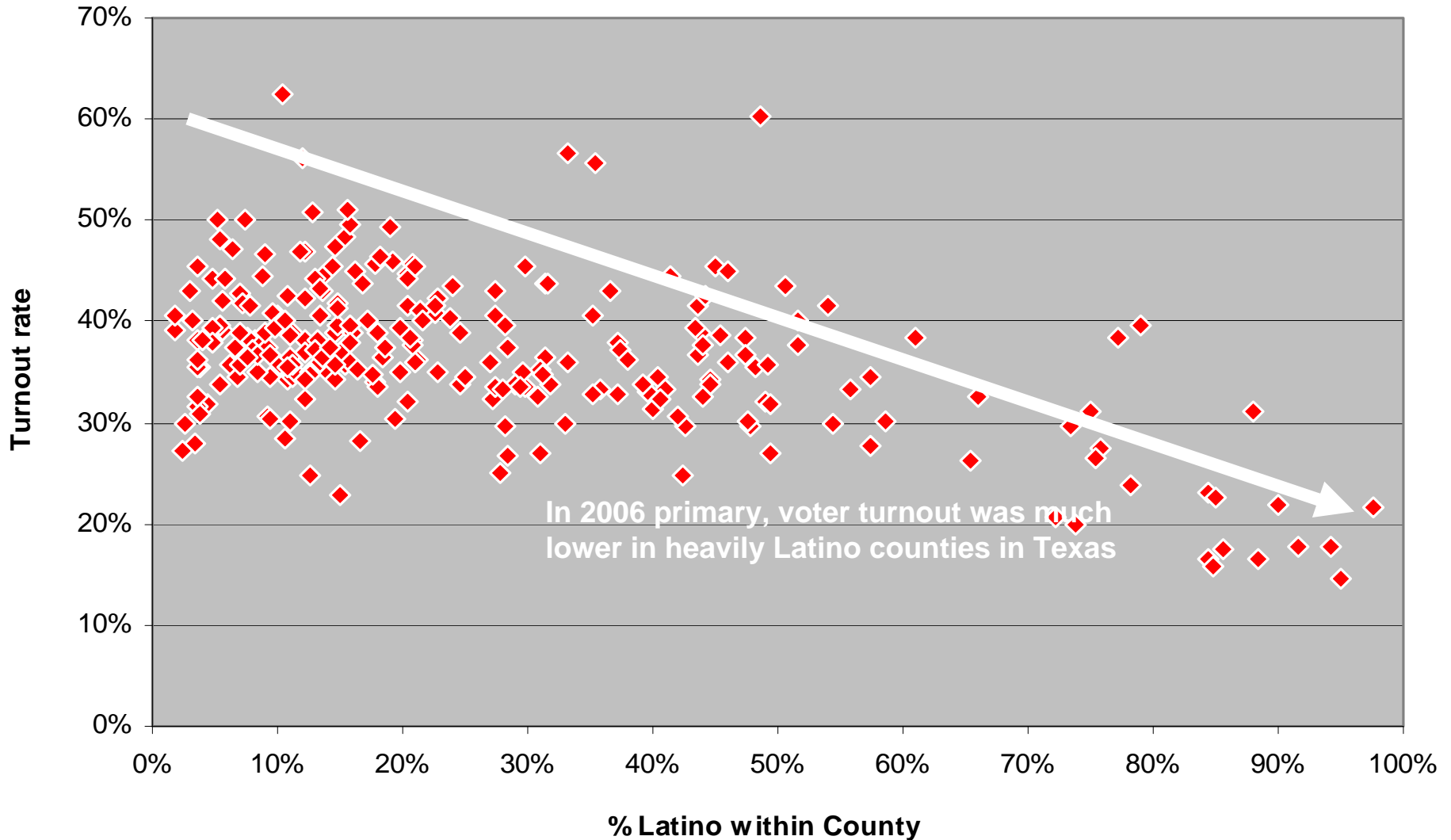
In California, 1,235,119, or 29% of the Democratic Presidential Primary voter was Hispanic vs. 16% in the 2004 Primary



Texas Primary Election

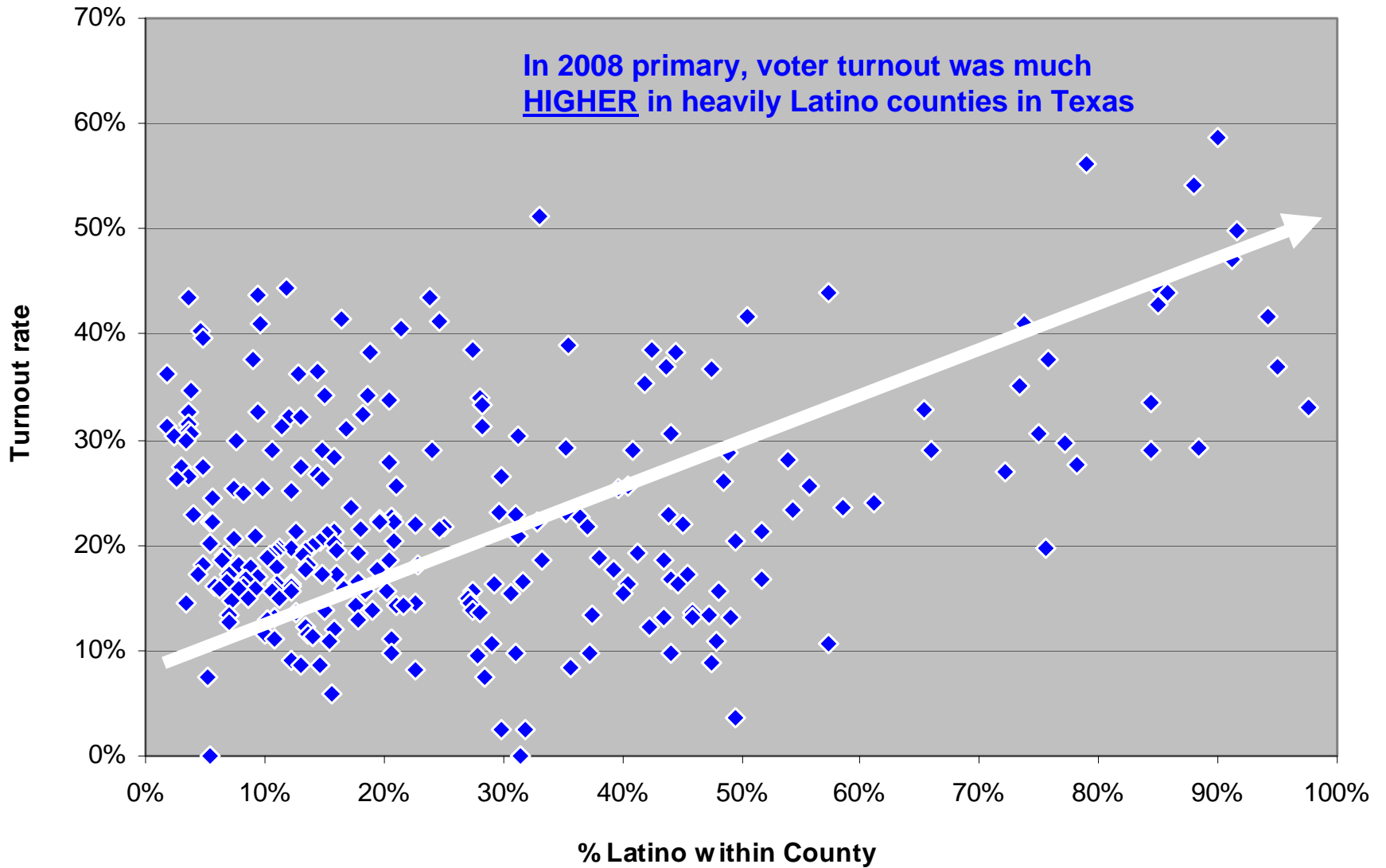
Statewide	Total	Latino Vote	Latino %
Senator Clinton	1,459,814	595,288	0.41
Senator Obama	1,358,785	288,625	0.21
Total	2,818,599	883,913	0.31

Turnout in 2006 TX Gen Election by %Latino at County Level

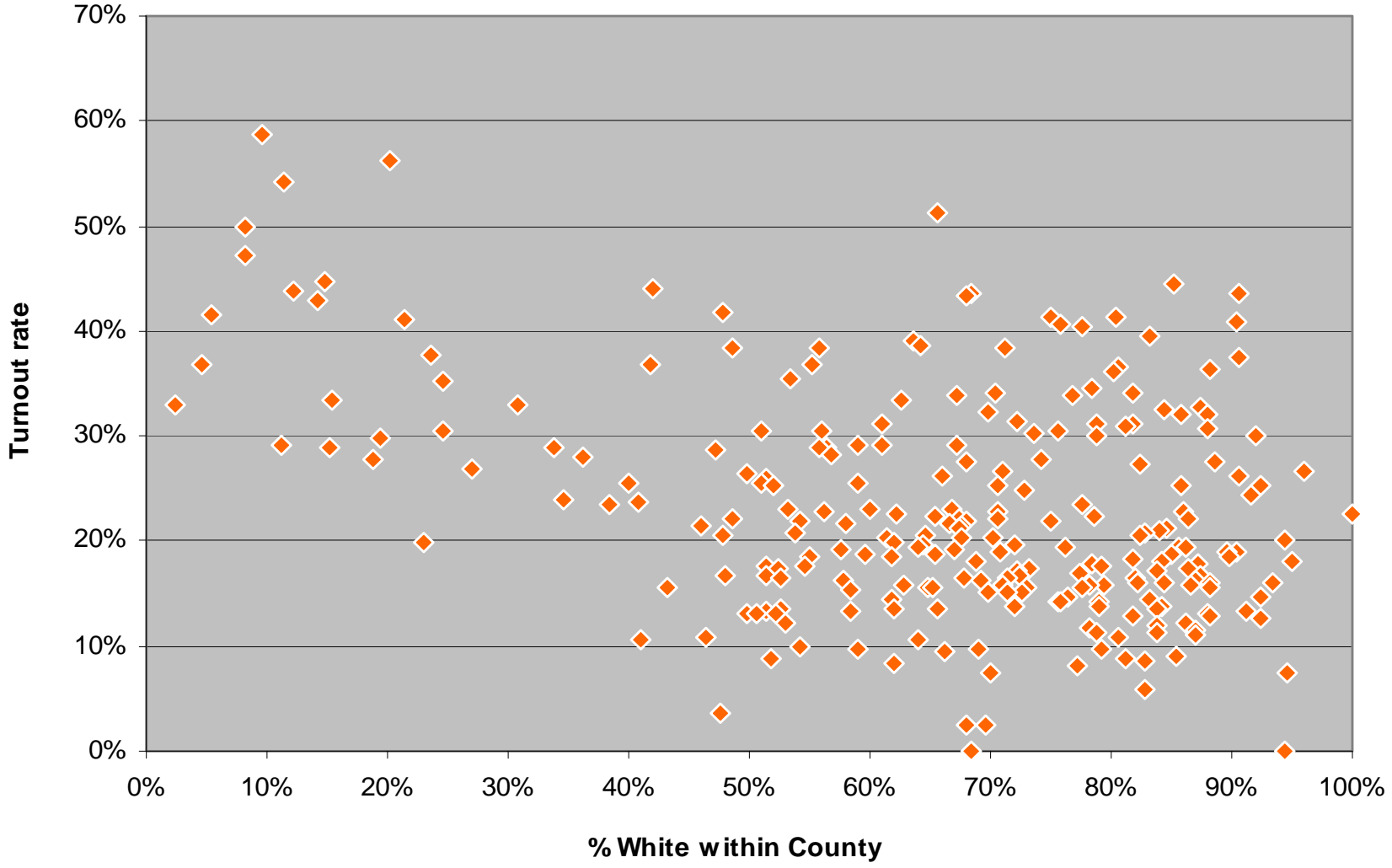


In 2006 primary, voter turnout was much lower in heavily Latino counties in Texas

Turnout in Dem Primary by %Latino at County Level, Texas 3/4/08



Turnout in Dem Primary by % White at County Level, Texas 3/4/08

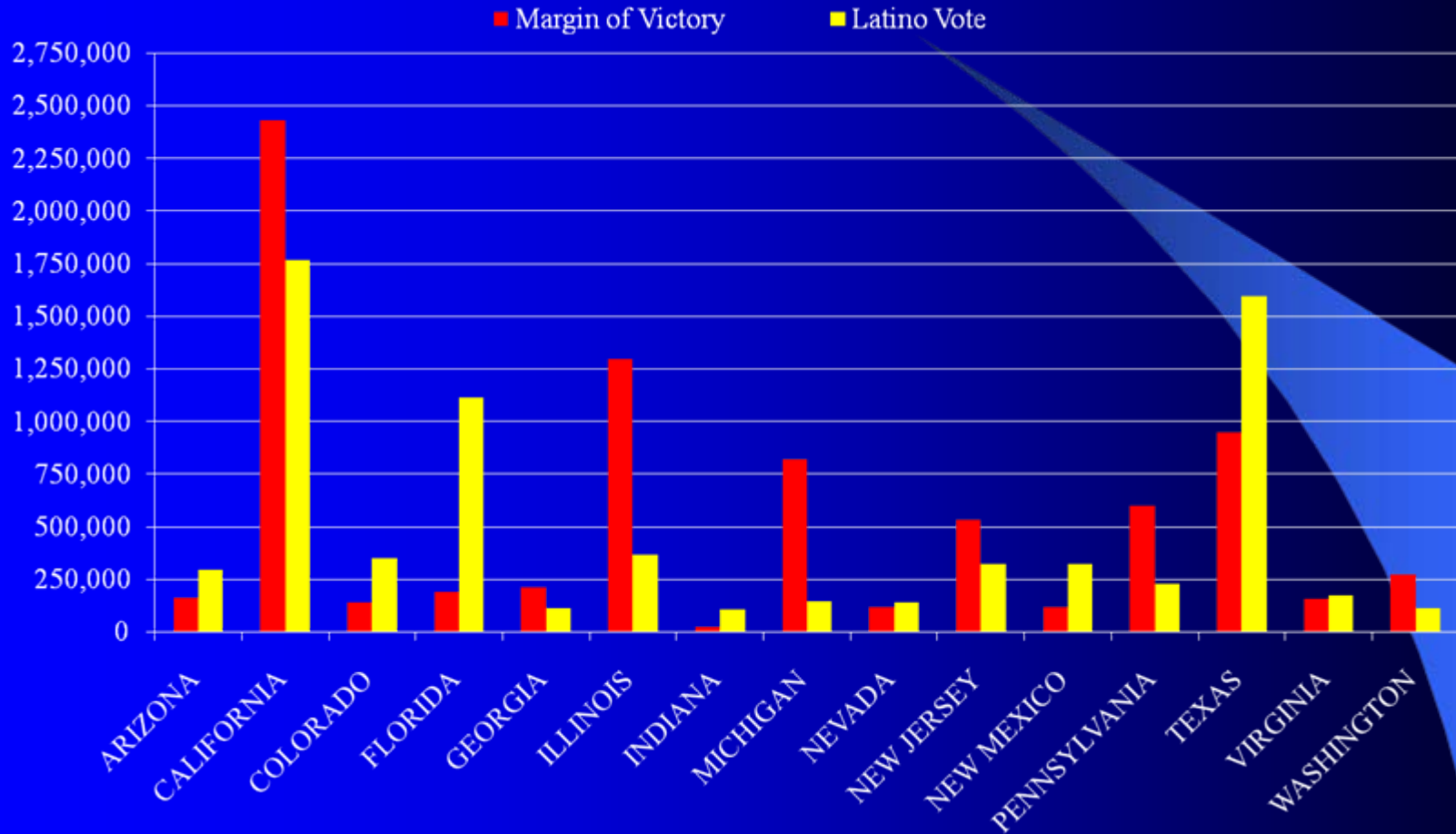


Source: Prof. Matt Barreto, University of Washington

Pre-General Election

- Long primaries touch most Latino registered voters
- Increased outreach by campaigns
- Increased community outreach “Ya es Hora”
- Univision Democratic and Republican Debates

Latino Vote and Margin of Victory



Source: Election Night Exit Poll Data. Published by CNN

Reshaping the Political Map

Impact of the Latino Vote in Projected Battleground States

State	Latino Vote	Latino Presidential Preference		Latino Vote for Pres. Elect Obama	Pres. Elect Obama Margin of Victory	Presidential Preference in 2004
		Obama	McCain			
Colorado	286,396	73%	27%	209,069	181,728	Bush
Florida	1,128,546	57%	42%	643,271	200,755	Bush
Nevada	141,581	76%	22%	107,601	119,896	Bush
New Mexico	327,841	69%	30%	226,210	117,897	Bush
Virginia	180,447	65%	34%	117,291	202,093	Bush

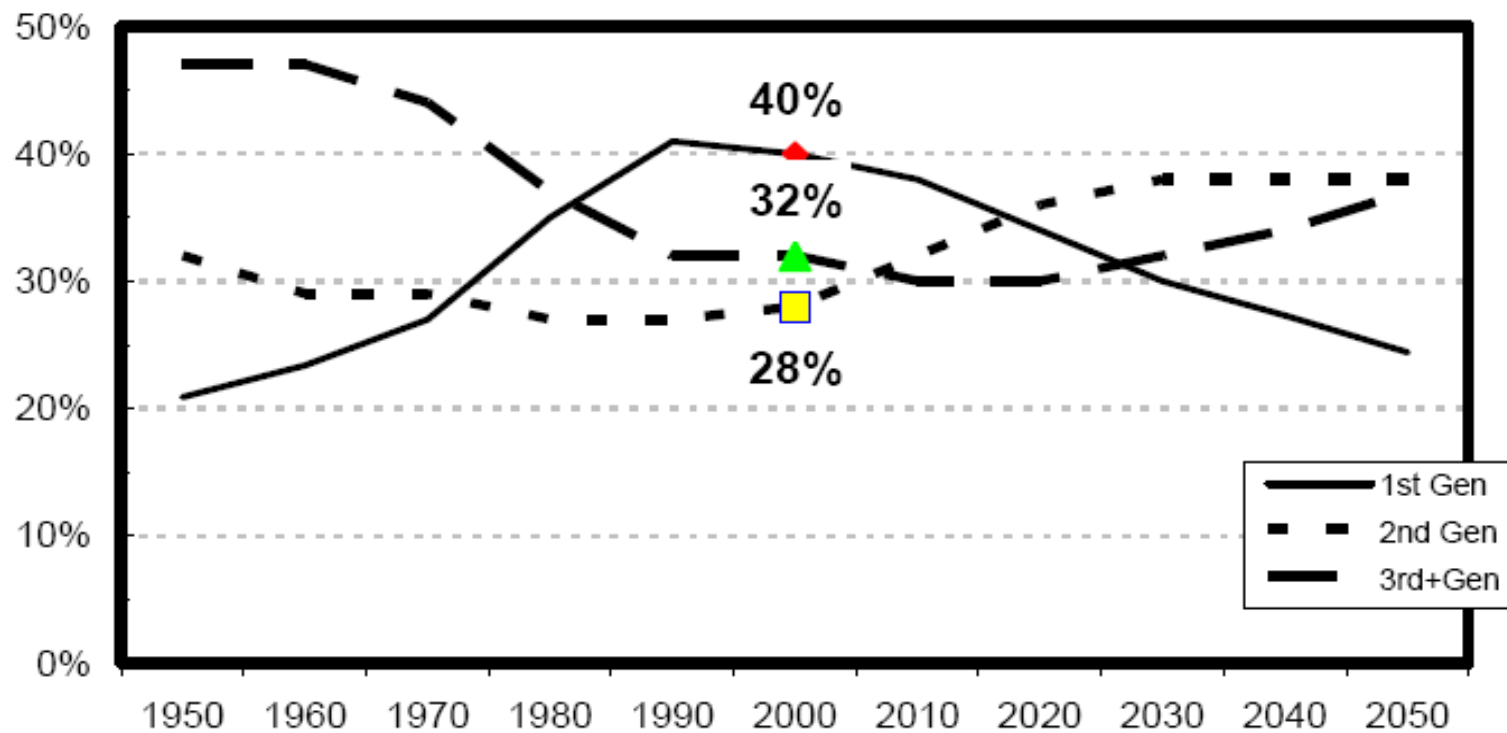
Source: NALEO Educational Fund 2008

Impact of Surge Electorate: The Immigrant and Young Vote

	CO	FL	NM	NV
U.S. Citizens of Voting Age	396,431	1,635,227	450,354	199,462
Percent Foreign-Born	11.4%	42.9%	4.9%	32.1%
Registered	235,246	1,394,267	319,145	119,757
Registered since 2004	60,382	353,415	52,326	59,489
Registered, Under 30 years old	59,556	320,253	63,715	31,451

Snapshot of Shifting Latino Demographics

Chart 3: Shares of the Hispanic Population by Generation 1950 to 2050



Source: Pew Hispanic Center 2003